

Scaled data based on original data using
LM-79-08 Approved Method: Electrical and Photometric Measurements of Solid-
State Lighting Products

Test Report Prepared for
Cooper Lighting Solutions
(formerly Eaton)

Brand: INVUE

Report Number: P152779

Luminaire Tested: **VWM-E02-LED-E1-SLL-7030**

Issue Date: 03/03/2020

Test Information

Test Method: LM-79-08
Report Number: P152779
REPORT IS SCALED FROM IESNA LM-79-08 TEST DATA (P33681)
Test Lab: INNOVATION CENTER-P3
Issue Date: 03/03/2020
Manufacturer: COOPER LIGHTING SOLUTIONS (FORMERLY EATON)
Product Line: INVUE
Catalog Number: VWM-E02-LED-E1-SLL-7030
Description: VISION WALL MEDIUM LED LUMINAIRE
(2) LIGHTBARS WITH AccuLED OPTICS - 90° SPILL LIGHT ELIMINATOR LEFT
Light Source: (42) 3000K CCT, 70 CRI LEDs
Ballast/Driver: -

Summary

Lumens per Lamp: N/A
Luminaire Lumens: 5082.7 lumens
Efficiency: N/A
Efficacy: 97.6 lumens/watt
Luminous Opening: Rectangular (W 0.33' x L: 1' x H: 0')
IES Classification: Type IV - Short - Non-Cutoff
BUG Rating: B1 - U0 - G2

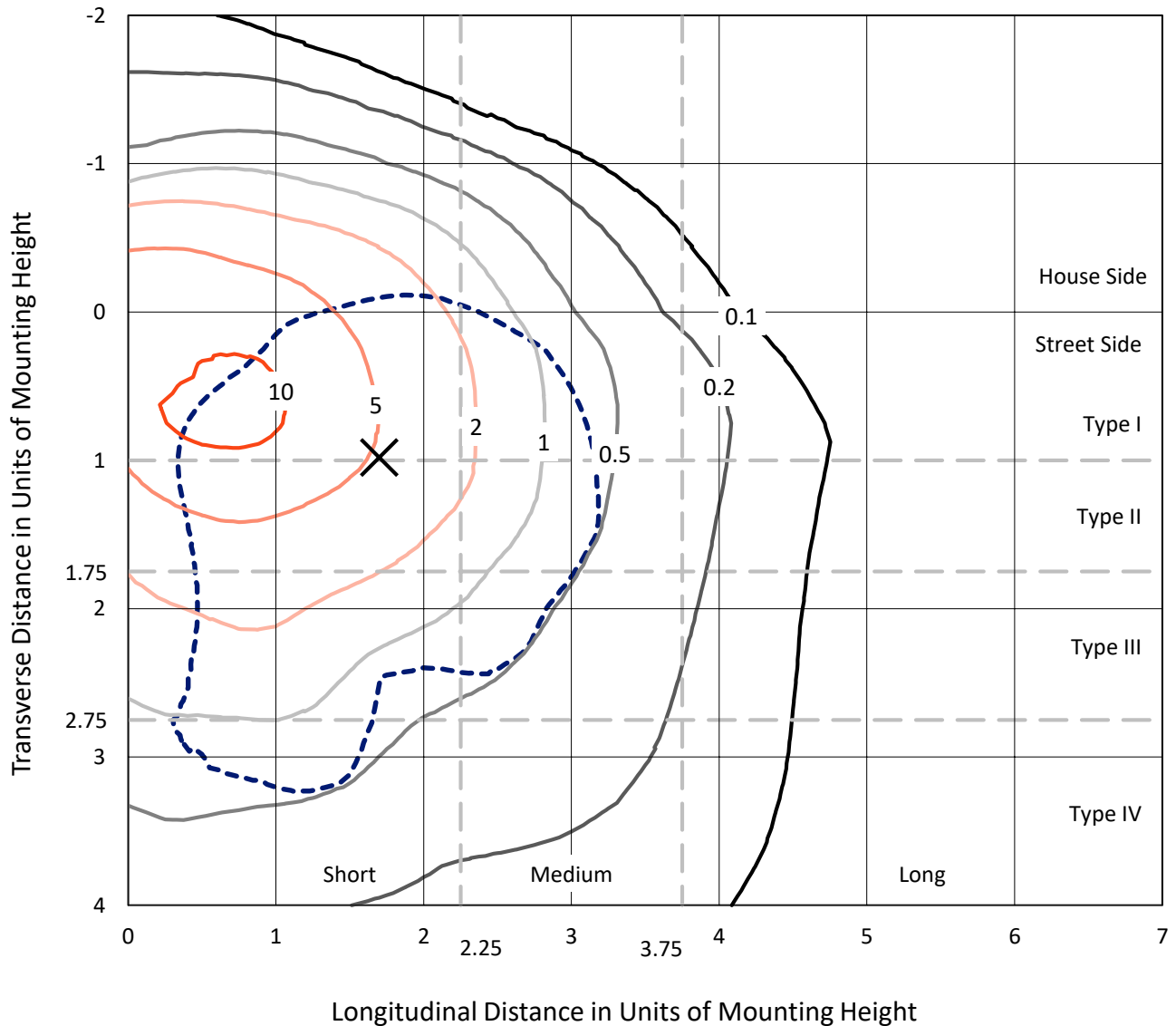
Input Watts (W): 52.1
Input Voltage (V): NR
Input Current (Ain): NR
Voltage Rise (V): NR
Power Factor: NR
Total Harmonic Distortion (THDi): NR
Frequency (hertz): 60
Stabilization Time: NR
Operation Time: NR
Ambient Temperature (°C): NR
Test Distance: 25 FT



REPORT NUMBER: P152779
 CATALOG NUMBER: VWM-E02-LED-E1-SLL-7030

Iso-Footcandle Lines of Horizontal Illumination

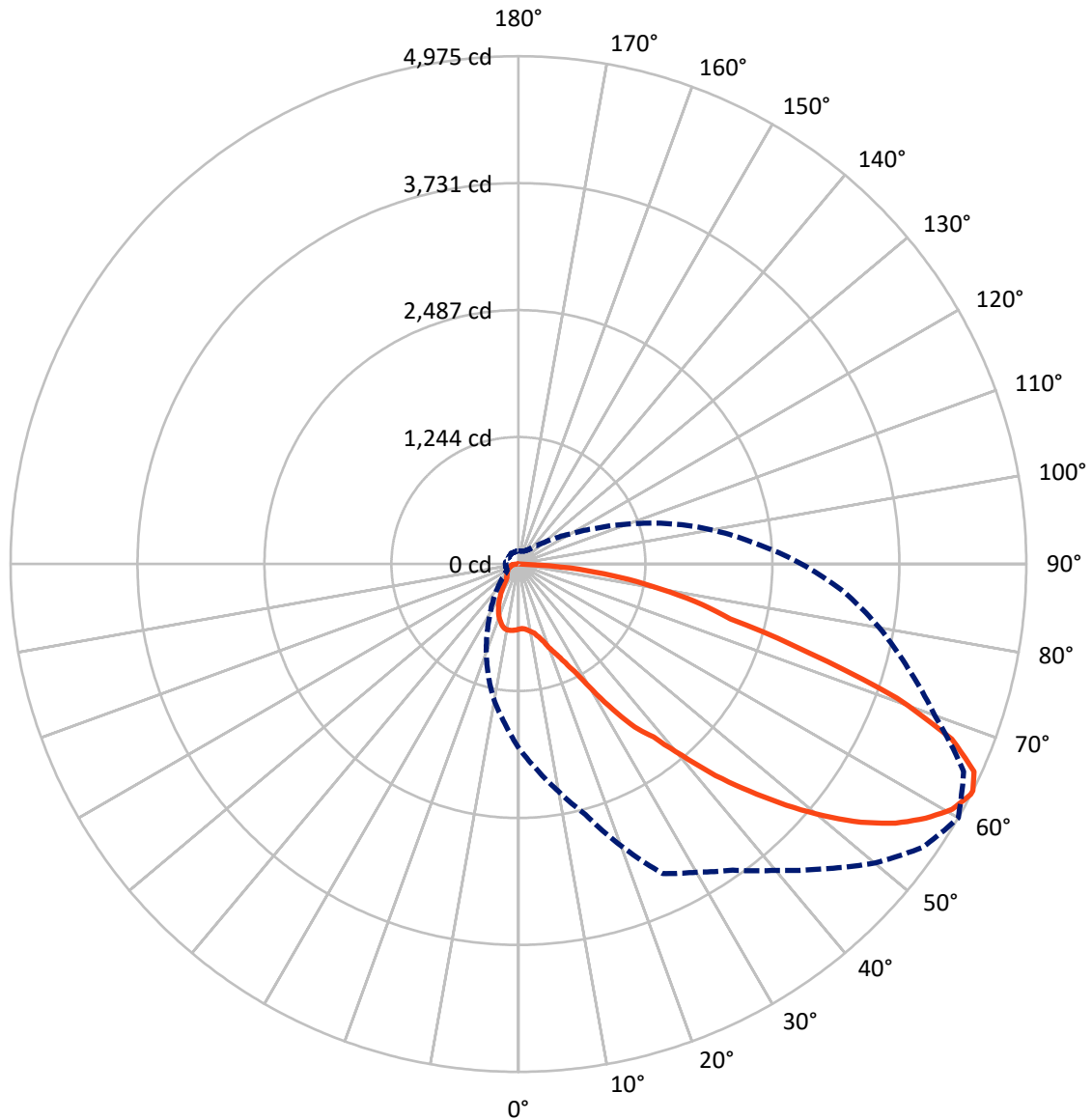
✕ Max cd
 - - - 1/2 Max cd



Based on 10 foot mounting height. Maximum calculated value = 12.6 fc
 Type IV - Short - Non-Cutoff

REPORT NUMBER: P152779
CATALOG NUMBER: VWM-E02-LED-E1-SLL-7030

Luminous Intensity Polar Plot



— Vertical Plane Through 60-Deg Lateral - - - Horizontal Cone Through 63-Deg Vertical

REPORT NUMBER: P152779

CATALOG NUMBER: VWM-E02-LED-E1-SLL-7030

FLUX DISTRIBUTION:

		Downward	Upward	Total
House Side	Lumens	1102.2	0.0	1102.2
	% Fixture	21.7	0.0	21.7
Street Side	Lumens	3980.5	0.0	3980.5
	% Fixture	78.3	0.0	78.3
Total	Lumens	5082.7	0.0	5082.7
	% Fixture	100.0	0.0	100.0

ZONAL LUMENS:

Zone	Lumens	% Fixture
0°-10°	62.2	1.2
10°-20°	193.6	3.8
20°-30°	344.0	6.8
30°-40°	541.7	10.7
40°-50°	797.3	15.7
50°-60°	1059.0	20.8
60°-70°	1166.5	23.0
70°-80°	731.9	14.4
80°-90°	186.4	3.7
90°-100°	0.0	0.0
100°-110°	0.0	0.0
110°-120°	0.0	0.0
120°-130°	0.0	0.0
130°-140°	0.0	0.0
140°-150°	0.0	0.0
150°-160°	0.0	0.0
160°-170°	0.0	0.0
170°-180°	0.0	0.0
0°-90°	5082.7	100.0
0°-180°	5082.7	100.0

Coefficient of Utilization



REPORT NUMBER: P152779

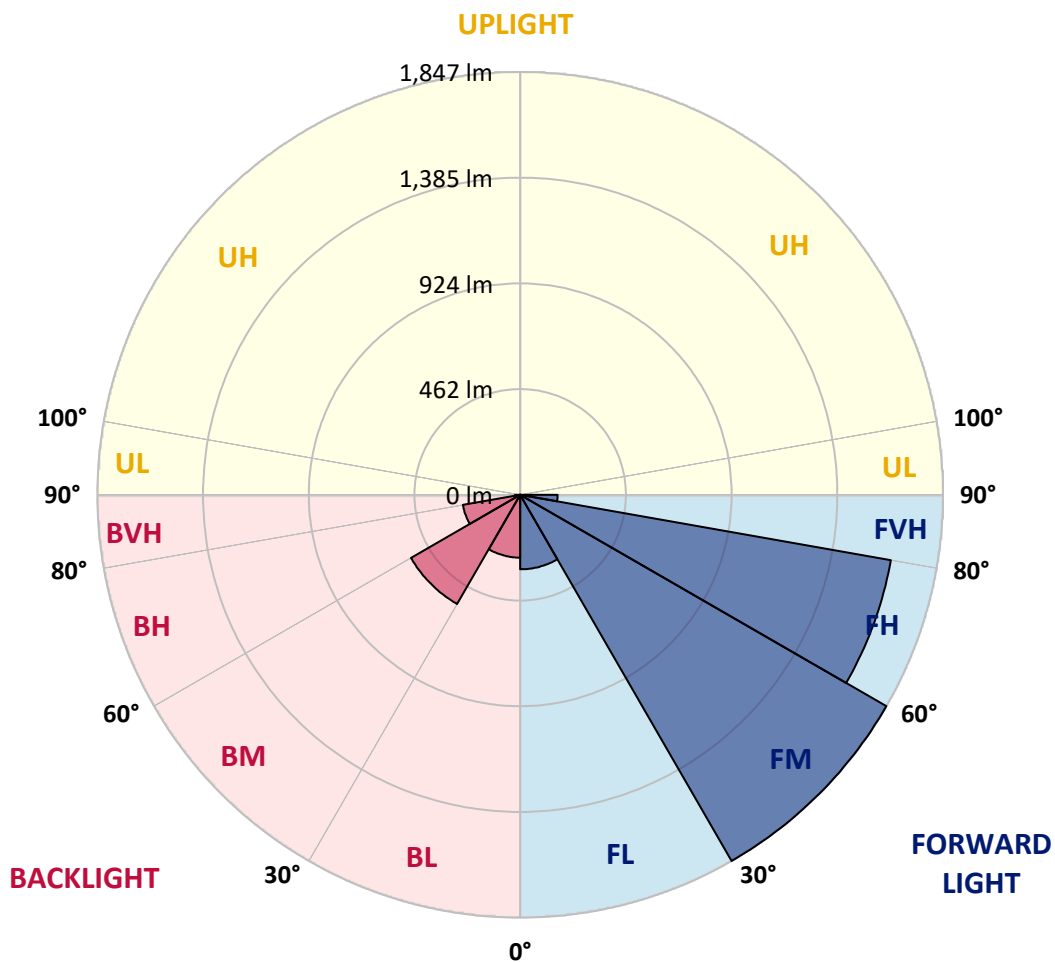
CATALOG NUMBER: VWM-E02-LED-E1-SLL-7030

LUMINAIRE CLASSIFICATION SYSTEM LUMEN TABLE AND BUG RATING:

Zone		Lumens	% Fixture	Zone Rating/Lumen Limit		
				B	U	G
FL	(0°-30°)	325.4	6.4			
FM	(30°-60°)	1847.2	36.3			
FH	(60°-80°)	1644.3	32.4			G1/1800
FVH	(80°-90°)	163.6	3.2			G2/225
BL	(0°-30°)	274.4	5.4	B1/500		
BM	(30°-60°)	550.9	10.8	B1/1000		
BH	(60°-80°)	254.1	5.0	B1/500		G1/500
BVH	(80°-90°)	22.8	0.4			G1/100
UL	(90°-100°)	0.0	0.0		U0/0	
UH	(100°-180°)	0.0	0.0		U0/0	

BUG Rating: B1-U0-G2

Type IV Short





REPORT NUMBER: P152779

CATALOG NUMBER: VWM-E02-LED-E1-SLL-7030

CANDELA DISTRIBUTION (FULL):

	0°	5°	10°	15°	20°	25°	30°	35°	40°	45°	50°
0°	638.7	638.7	638.7	638.7	638.7	638.7	638.7	638.7	638.7	638.7	638.7
2.5°	630.2	631.4	631.4	630.8	630.8	632.0	631.4	630.8	629.0	631.4	631.4
5°	625.3	626.6	626.6	627.8	629.0	630.2	630.2	631.4	630.8	633.3	635.1
7.5°	631.4	632.6	635.1	638.1	640.0	644.2	644.2	647.3	648.5	650.3	649.7
10°	639.3	642.4	647.9	652.7	656.4	661.3	664.9	669.2	669.2	671.0	672.2
12.5°	653.3	656.4	662.5	668.6	674.1	680.1	685.6	689.9	694.1	695.4	697.8
15°	676.5	680.1	689.3	697.8	704.5	712.4	719.7	728.2	736.2	738.0	739.2
17.5°	711.2	718.5	725.2	740.4	750.2	760.5	772.1	784.3	786.7	799.5	802.5
20°	760.5	769.6	775.7	794.6	811.1	824.5	841.5	855.5	861.0	873.2	885.3
22.5°	845.8	843.9	853.1	871.9	884.1	910.9	925.5	940.1	947.4	965.7	975.5
25°	960.2	970.0	990.1	991.9	1003.5	1034.5	1053.4	1068.0	1068.6	1074.1	1084.5
27.5°	1072.9	1113.1	1144.7	1161.8	1192.8	1221.5	1220.2	1240.9	1208.7	1215.4	1225.1
30°	1209.3	1276.3	1335.9	1376.1	1407.8	1441.3	1457.7	1469.3	1455.3	1449.2	1437.6
32.5°	1337.1	1430.9	1522.9	1594.1	1653.2	1708.6	1745.1	1761.5	1781.0	1830.4	1848.0
35°	1424.8	1557.6	1672.0	1774.9	1873.6	1961.9	2025.8	2062.3	2048.3	2041.6	2038.0
37.5°	1477.2	1639.2	1782.3	1927.8	2041.0	2173.2	2272.4	2368.6	2390.5	2352.2	2333.3
40°	1510.1	1701.9	1885.8	2057.5	2204.2	2374.7	2497.7	2642.0	2751.6	2766.2	2721.2
42.5°	1525.9	1743.9	1958.2	2152.5	2351.0	2559.8	2715.7	2890.4	3054.2	3166.9	3138.9
45°	1528.3	1771.3	2011.2	2238.3	2474.6	2722.4	2923.3	3117.0	3336.2	3529.2	3534.7
47.5°	1528.3	1792.0	2047.7	2300.4	2585.4	2863.7	3082.9	3311.8	3580.3	3808.7	3878.7
50°	1529.6	1806.0	2081.8	2349.1	2670.0	2983.0	3230.8	3501.2	3783.7	4032.1	4167.3
52.5°	1535.0	1816.3	2108.6	2383.8	2724.8	3067.0	3345.9	3657.7	3939.0	4194.1	4368.9
55°	1547.2	1831.0	2128.1	2405.2	2761.4	3121.8	3429.3	3764.8	4039.4	4298.2	4542.4
57.5°	1581.3	1856.5	2151.9	2424.0	2781.5	3157.8	3487.8	3811.1	4077.8	4347.5	4634.3
60°	1649.5	1910.7	2192.6	2461.8	2814.9	3224.1	3515.8	3780.1	4049.8	4332.9	4655.0
62.5°	1758.5	1995.4	2249.3	2525.7	2910.5	3327.0	3494.5	3687.5	3939.6	4248.3	4581.4
63°	1796.3	2013.6	2262.1	2539.7	2936.7	3345.9	3485.3	3660.1	3917.1	4221.5	4555.2
65°	1901.6	2094.6	2323.0	2610.4	3044.5	3364.8	3414.1	3517.6	3761.2	4068.7	4400.5
67.5°	2098.3	2291.3	2453.9	2729.7	3135.2	3290.5	3193.1	3205.9	3460.4	3778.8	4077.2
70°	2222.5	2452.7	2537.3	2744.9	3118.8	3180.3	2906.9	2737.6	2941.6	3304.5	3565.7
72.5°	2190.2	2454.5	2445.3	2542.2	2790.0	2847.2	2564.1	2297.4	2418.6	2689.5	2858.8
75°	1876.0	2192.0	2125.1	2105.6	2192.6	2230.4	2017.9	1977.1	2129.9	2280.3	2282.8
77.5°	1350.5	1698.2	1619.7	1507.0	1500.9	1588.0	1616.6	1883.9	2109.8	2228.6	2176.2
80°	860.4	1237.3	1155.7	959.0	956.0	1069.2	1320.7	1684.2	1923.5	1989.9	1853.5
82.5°	449.4	809.8	840.9	719.7	823.8	1011.4	1256.8	1357.2	1448.0	1457.1	1296.3
85°	280.1	498.1	585.8	604.6	744.1	896.9	895.1	859.8	819.6	701.5	634.5
87.5°	31.7	62.7	95.0	90.1	121.2	169.9	211.9	124.2	87.1	31.7	43.8
90°	0.0	0.0	0.0	0.0	0.0	0.0	0.0	0.0	0.0	0.0	0.0



REPORT NUMBER: P152779

CATALOG NUMBER: VWM-E02-LED-E1-SLL-7030

CANDELA DISTRIBUTION (continued):

	55°	60°	65°	70°	75°	80°	85°	90°	95°	100°	105°
0°	638.7	638.7	638.7	638.7	638.7	638.7	638.7	638.7	638.7	638.7	638.7
2.5°	632.6	633.3	633.9	633.9	636.9	636.3	636.9	638.1	640.0	641.2	642.4
5°	637.5	637.5	640.0	641.8	645.4	647.9	649.1	652.7	657.0	655.8	659.4
7.5°	653.3	652.7	655.2	656.4	659.4	663.7	663.1	666.1	669.8	671.0	674.1
10°	674.7	672.8	672.8	671.6	672.2	671.0	671.0	671.0	673.4	672.8	675.3
12.5°	696.6	696.0	694.8	691.1	691.1	686.2	683.8	680.8	680.1	675.9	676.5
15°	741.6	741.6	739.2	731.9	725.8	721.5	715.5	711.2	705.1	697.2	692.9
17.5°	807.4	798.9	795.8	794.6	784.9	781.2	767.8	753.8	747.1	736.2	730.1
20°	887.8	885.9	873.8	867.7	855.5	838.5	821.4	803.1	792.2	778.8	771.5
22.5°	978.5	965.1	959.0	949.9	931.0	911.5	885.9	861.6	844.5	835.4	829.9
25°	1084.5	1071.1	1065.0	1052.8	1029.7	1008.9	977.3	948.7	933.4	918.2	909.7
27.5°	1225.1	1212.3	1205.0	1173.4	1165.4	1131.3	1092.4	1053.4	1033.3	1010.8	996.2
30°	1435.2	1435.8	1398.0	1359.7	1320.1	1261.0	1220.2	1176.4	1143.5	1111.2	1079.0
32.5°	1790.2	1699.4	1629.4	1547.2	1461.4	1398.6	1348.1	1295.7	1250.1	1203.2	1149.6
35°	2006.9	1963.1	1872.4	1722.0	1635.5	1559.4	1503.4	1440.0	1384.0	1301.2	1219.6
37.5°	2251.7	2150.0	2039.8	1956.4	1858.4	1770.1	1676.3	1604.5	1507.6	1396.2	1280.5
40°	2609.1	2463.6	2330.9	2218.8	2092.2	1999.6	1894.9	1790.8	1662.3	1500.9	1342.0
42.5°	2982.4	2832.0	2656.6	2511.1	2361.9	2253.5	2123.8	1977.7	1788.9	1589.2	1395.0
45°	3373.9	3173.0	2962.9	2785.1	2629.8	2495.3	2334.5	2140.9	1910.7	1668.4	1444.3
47.5°	3760.0	3529.2	3278.9	3087.7	2885.6	2721.2	2523.9	2279.1	2005.7	1743.3	1493.6
50°	4100.3	3878.1	3576.7	3333.7	3129.1	2926.4	2680.4	2385.7	2080.6	1807.8	1538.1
52.5°	4393.8	4202.6	3885.4	3578.5	3342.9	3115.1	2806.4	2471.5	2156.1	1867.5	1574.6
55°	4609.4	4482.1	4189.8	3809.3	3531.0	3259.4	2913.0	2554.3	2227.4	1915.0	1598.4
57.5°	4772.0	4701.3	4450.5	4026.7	3703.9	3399.5	3023.2	2653.6	2298.0	1955.8	1609.3
60°	4860.9	4880.3	4647.7	4216.6	3856.8	3516.4	3133.4	2738.2	2350.4	1979.5	1603.2
62.5°	4852.3	4971.7	4795.7	4333.5	3945.7	3585.8	3207.7	2777.8	2343.0	1941.8	1547.8
63°	4835.9	4974.7	4812.1	4341.5	3951.2	3588.2	3209.5	2772.3	2327.8	1923.5	1525.9
65°	4694.0	4904.7	4798.1	4305.5	3902.4	3542.6	3171.2	2693.2	2220.7	1825.5	1413.3
67.5°	4314.1	4577.7	4547.3	4051.6	3671.7	3353.8	2975.1	2438.0	1955.8	1584.4	1197.7
70°	3686.3	3934.1	3939.6	3523.7	3206.5	2894.7	2579.9	1983.8	1550.3	1228.2	893.3
72.5°	2825.3	2984.8	3040.2	2766.2	2553.7	2334.5	2052.0	1440.0	1105.2	835.4	581.5
75°	2187.8	2143.9	2143.3	2027.6	1941.2	1834.0	1523.5	971.8	725.8	543.1	355.6
77.5°	1966.7	1771.9	1583.1	1444.3	1374.9	1339.0	999.2	585.8	428.1	312.4	204.6
80°	1622.1	1334.7	1078.4	928.6	868.9	910.3	557.1	316.6	234.4	177.8	132.7
82.5°	1118.5	928.6	705.7	584.5	501.7	524.9	285.0	162.0	108.4	99.3	82.2
85°	582.7	510.9	431.1	370.2	327.0	287.4	148.0	77.3	45.1	39.6	35.9
87.5°	0.0	0.6	0.0	0.0	0.0	0.0	0.0	0.0	0.0	0.0	0.0
90°	0.0	0.0	0.0	0.0	0.0	0.0	0.0	0.0	0.0	0.0	0.0



REPORT NUMBER: P152779

CATALOG NUMBER: VWM-E02-LED-E1-SLL-7030

CANDELA DISTRIBUTION (continued):

	110°	115°	120°	125°	130°	135°	140°	145°	150°	155°	160°
0°	638.7	638.7	638.7	638.7	638.7	638.7	638.7	638.7	638.7	638.7	638.7
2.5°	644.2	643.6	644.8	645.4	647.3	648.5	649.1	647.9	649.7	651.5	650.3
5°	661.3	665.5	666.1	668.0	668.0	671.6	671.6	671.6	671.0	671.6	670.4
7.5°	675.9	681.4	682.0	684.4	685.0	689.3	687.4	688.7	688.7	685.6	684.4
10°	677.7	683.2	686.2	689.3	693.5	699.0	699.0	702.1	702.1	699.6	699.0
12.5°	678.3	682.6	685.6	689.9	696.0	703.9	708.2	712.4	714.2	713.6	711.8
15°	691.1	691.1	691.7	695.4	699.6	709.4	715.5	720.3	723.4	722.2	719.1
17.5°	724.6	719.7	716.1	710.0	711.2	716.1	719.7	724.0	724.6	723.4	718.5
20°	763.6	757.5	748.3	738.6	733.7	730.1	727.6	727.6	725.8	719.7	711.8
22.5°	819.0	811.1	798.3	783.7	773.9	762.3	748.3	734.9	720.3	705.7	688.7
25°	895.7	884.7	871.3	848.8	828.1	803.7	775.1	745.3	710.6	680.1	655.2
27.5°	973.0	948.7	914.0	882.9	844.5	808.0	767.2	730.7	686.2	649.7	622.3
30°	1037.0	990.7	940.8	891.4	840.9	791.6	742.9	699.0	650.3	613.2	586.4
32.5°	1086.3	1022.3	952.9	888.4	826.3	766.0	710.0	661.3	611.9	573.6	545.0
35°	1131.9	1043.0	954.8	875.0	798.3	735.6	672.2	619.3	566.9	526.7	495.6
37.5°	1166.0	1052.8	943.8	850.0	761.7	691.7	627.2	573.0	519.4	475.6	440.2
40°	1188.0	1046.7	920.0	814.1	718.5	644.8	579.1	523.0	471.3	423.2	380.6
42.5°	1205.6	1038.8	896.3	781.2	684.4	604.0	536.4	476.2	423.8	371.4	324.5
45°	1231.8	1044.9	885.9	758.1	654.0	569.3	495.0	432.3	377.5	326.4	281.3
47.5°	1257.4	1047.9	870.7	729.5	615.6	533.4	457.9	397.0	341.0	294.1	252.7
50°	1280.5	1046.1	847.0	692.9	578.5	497.5	424.4	363.5	308.1	264.9	225.9
52.5°	1291.5	1035.7	817.8	657.6	548.6	465.8	391.5	332.5	277.7	236.9	200.9
55°	1290.3	1008.9	779.4	624.1	515.7	432.3	359.3	300.8	251.5	213.7	182.7
57.5°	1272.0	967.5	738.6	587.0	472.5	390.9	321.5	264.9	223.5	191.8	165.6
60°	1233.6	914.6	685.0	532.8	418.3	339.8	274.6	225.9	192.4	168.1	151.0
62.5°	1161.8	838.5	618.0	457.3	345.2	273.4	216.8	185.1	160.1	145.5	137.6
63°	1140.5	817.8	589.4	439.0	328.2	258.2	204.6	171.7	153.4	140.7	133.3
65°	1034.5	716.1	493.2	354.4	255.1	199.1	164.4	139.4	128.5	123.0	122.4
67.5°	837.8	563.2	348.9	243.0	173.5	143.7	126.0	115.7	110.8	109.6	110.8
70°	588.2	355.6	221.6	161.4	128.5	115.7	107.8	103.5	100.5	101.1	102.3
72.5°	375.1	213.1	152.2	122.4	108.4	101.7	98.0	96.8	96.2	95.6	95.6
75°	213.7	141.9	116.9	105.9	98.6	93.2	90.1	88.9	89.5	90.1	88.9
77.5°	141.3	116.9	104.1	96.8	90.1	84.0	82.2	81.6	82.8	84.0	84.0
80°	111.4	104.1	96.8	89.5	78.5	74.3	75.5	76.1	75.5	76.1	74.3
82.5°	78.5	77.3	79.2	76.1	65.2	61.5	60.3	60.9	59.7	59.7	58.5
85°	36.5	36.5	38.4	38.4	37.1	37.8	40.8	44.4	46.3	44.4	42.0
87.5°	0.0	0.0	0.0	0.0	0.0	5.5	11.0	15.8	17.0	21.3	20.7
90°	0.0	0.0	0.0	0.0	0.0	0.0	0.0	0.0	0.0	0.0	0.0



REPORT NUMBER: P152779

CATALOG NUMBER: VWM-E02-LED-E1-SLL-7030

CANDELA DISTRIBUTION (continued):

	165°	170°	175°	180°	185°	190°	195°	200°	205°	210°	215°
0°	638.7	638.7	638.7	638.7	638.7	638.7	638.7	638.7	638.7	638.7	638.7
2.5°	648.5	649.7	649.1	648.5	649.7	648.5	649.1	648.5	648.5	647.9	647.9
5°	669.2	671.0	667.4	666.7	665.5	662.5	662.5	661.3	661.3	658.8	657.0
7.5°	682.6	683.2	680.1	679.5	676.5	673.4	671.0	668.6	668.0	666.1	662.5
10°	695.4	694.1	691.7	688.7	685.6	681.4	678.3	675.3	674.7	671.6	667.4
12.5°	706.3	705.7	700.8	697.8	692.9	688.7	685.0	681.4	679.5	675.9	669.8
15°	713.6	710.0	703.9	698.4	692.9	688.1	683.8	679.5	677.7	673.4	667.4
17.5°	710.6	703.9	696.0	689.3	682.0	675.9	672.2	668.0	664.9	662.5	654.0
20°	699.6	689.9	677.7	669.8	660.0	652.1	649.7	645.4	643.0	633.9	622.9
22.5°	671.0	657.0	641.8	630.2	619.3	611.3	605.2	601.0	594.9	589.4	572.4
25°	635.1	619.3	603.4	589.4	574.8	562.6	551.7	541.3	538.3	526.7	510.3
27.5°	600.4	582.7	566.9	550.4	531.6	516.3	497.5	482.9	473.1	460.9	445.7
30°	563.2	545.6	524.3	502.3	480.4	464.0	442.7	425.0	412.8	400.0	386.0
32.5°	516.3	495.0	469.5	445.1	425.0	405.5	384.2	367.2	355.0	343.4	330.0
35°	462.8	434.8	407.4	380.6	359.3	342.8	323.9	311.1	302.6	292.3	278.3
37.5°	401.3	369.6	340.4	319.7	300.8	285.0	271.6	263.7	254.5	249.0	240.5
40°	339.2	308.1	279.5	260.6	244.8	235.6	228.3	226.5	220.4	213.1	207.6
42.5°	284.4	254.5	226.5	211.3	200.9	198.5	194.8	194.8	191.8	186.3	182.7
45°	247.2	216.2	191.8	180.8	175.4	174.8	172.9	172.9	172.3	169.9	165.6
47.5°	220.4	192.4	173.5	166.8	165.6	164.4	162.6	162.0	161.4	159.5	157.1
50°	196.1	172.3	160.1	157.1	157.7	155.9	154.1	152.2	151.6	149.8	147.4
52.5°	173.5	156.5	148.6	146.7	146.7	146.7	145.5	145.5	144.3	143.7	141.3
55°	160.7	148.0	143.7	143.1	142.5	141.9	140.7	140.7	139.4	138.8	135.8
57.5°	149.8	141.9	139.4	138.2	137.6	136.4	135.8	135.8	135.8	135.8	132.1
60°	141.3	137.6	137.0	135.8	135.2	132.7	131.5	130.9	131.5	132.1	128.5
62.5°	132.1	131.5	130.9	129.7	129.1	126.7	124.8	123.6	124.8	126.0	125.4
63°	129.7	129.1	129.1	128.5	127.9	124.8	123.0	121.8	123.0	124.2	124.2
65°	121.2	121.8	121.8	121.2	120.6	118.7	116.3	115.1	115.7	117.5	118.1
67.5°	112.0	112.6	112.0	112.6	112.0	110.8	109.0	107.8	107.2	107.8	108.4
70°	103.5	104.7	104.1	103.5	102.9	102.9	101.7	99.9	99.3	98.6	98.6
72.5°	96.2	96.2	95.0	95.0	94.4	94.4	93.2	91.3	90.7	90.7	89.5
75°	88.3	88.3	86.5	86.5	85.2	85.9	84.6	82.8	82.2	82.2	81.6
77.5°	83.4	81.6	78.5	77.9	77.3	77.3	76.7	74.9	74.3	74.3	73.7
80°	73.7	70.0	67.0	66.4	67.0	68.2	68.2	67.0	67.0	67.0	67.0
82.5°	57.2	56.0	54.2	53.0	53.0	54.8	57.2	58.5	59.7	60.9	60.9
85°	42.0	42.6	42.0	40.2	39.6	41.4	43.8	46.3	46.9	49.3	48.7
87.5°	22.5	23.1	21.3	20.7	22.5	23.7	26.2	26.8	28.0	28.6	29.2
90°	0.0	0.0	0.0	0.0	0.0	0.0	0.0	0.0	0.0	0.0	0.0



REPORT NUMBER: P152779

CATALOG NUMBER: VWM-E02-LED-E1-SLL-7030

CANDELA DISTRIBUTION (continued):

	220°	225°	230°	235°	240°	245°	250°	255°	260°	265°	270°
0°	638.7	638.7	638.7	638.7	638.7	638.7	638.7	638.7	638.7	638.7	638.7
2.5°	647.3	646.7	647.3	646.0	646.0	644.8	643.6	643.0	641.8	641.2	640.0
5°	658.2	656.4	654.6	654.0	651.5	649.1	647.3	644.2	641.8	637.5	636.3
7.5°	665.5	661.3	658.8	658.2	654.6	652.7	648.5	644.8	641.2	635.7	633.9
10°	668.6	664.3	660.0	658.2	654.0	650.9	646.7	641.2	638.1	632.6	631.4
12.5°	672.2	664.3	657.6	652.7	646.7	640.0	635.7	632.6	628.4	625.3	624.1
15°	665.5	655.2	644.8	635.7	625.9	618.6	614.4	609.5	604.6	602.8	602.8
17.5°	647.3	633.9	616.2	604.6	594.3	586.4	580.9	576.0	575.4	573.0	574.2
20°	609.5	591.9	574.8	566.3	560.2	555.3	549.8	547.4	545.6	541.9	540.7
22.5°	557.1	542.5	530.4	524.3	519.4	513.3	508.4	501.1	499.3	495.6	493.8
25°	499.3	487.7	477.4	473.1	470.1	461.5	458.5	448.8	442.1	437.8	440.2
27.5°	441.5	432.9	423.2	417.7	415.9	408.0	404.9	394.0	388.5	388.5	382.4
30°	381.8	373.9	367.8	361.7	360.5	350.7	342.8	338.5	332.5	330.0	325.8
32.5°	325.8	317.8	313.0	309.9	305.1	297.1	289.2	281.9	272.2	268.5	266.7
35°	274.0	267.9	261.8	259.4	252.7	244.2	234.4	228.3	216.8	212.5	210.7
37.5°	234.4	227.1	222.9	216.2	209.5	200.3	193.0	187.5	183.3	181.5	181.5
40°	202.8	197.3	192.4	186.9	181.5	176.6	172.9	171.7	171.1	171.1	172.3
42.5°	179.0	174.1	171.7	168.7	166.8	166.8	166.2	166.8	167.4	168.1	169.9
45°	163.2	160.1	158.9	158.3	159.5	160.7	161.4	162.6	165.0	166.2	166.8
47.5°	154.7	152.2	151.6	152.2	154.1	156.5	158.9	160.7	162.6	163.2	163.8
50°	146.1	143.1	141.9	143.1	145.5	149.2	151.0	154.1	155.3	156.5	155.3
52.5°	138.8	136.4	135.8	135.8	138.2	140.7	143.1	145.5	146.1	146.1	145.5
55°	132.7	130.9	129.1	130.3	132.1	134.6	138.2	140.0	141.3	141.9	141.9
57.5°	127.9	126.0	124.2	125.4	127.3	129.7	133.3	135.2	136.4	138.2	138.8
60°	124.2	121.8	120.0	121.8	123.6	127.3	130.3	132.1	135.2	135.8	135.8
62.5°	120.6	118.1	115.1	116.9	116.9	118.7	121.8	124.2	127.3	128.5	128.5
63°	120.0	117.5	114.5	115.7	115.7	116.9	119.3	121.8	125.4	126.7	126.0
65°	115.1	114.5	111.4	111.4	110.2	111.4	113.3	115.7	117.5	119.3	119.3
67.5°	107.2	106.6	105.9	105.9	105.9	107.2	108.4	110.2	112.0	113.3	112.6
70°	98.0	98.0	98.0	98.6	98.6	99.9	100.5	99.9	101.7	102.9	102.3
72.5°	90.1	89.5	88.9	90.1	89.5	89.5	90.7	90.1	91.9	91.9	92.6
75°	81.6	81.0	81.0	81.6	80.4	79.2	79.8	79.8	80.4	80.4	81.6
77.5°	74.3	74.3	74.3	73.7	72.5	71.9	71.2	71.2	71.2	71.2	71.9
80°	67.6	67.6	67.6	67.0	65.8	64.5	63.3	62.7	62.1	59.1	59.1
82.5°	60.9	60.9	60.9	60.9	60.3	59.1	57.2	52.4	49.9	47.5	48.1
85°	48.1	49.3	50.5	52.4	51.8	51.8	48.1	42.0	38.4	35.9	36.5
87.5°	31.1	27.4	27.4	26.8	25.6	24.4	24.4	20.7	17.0	15.2	15.8
90°	0.0	0.0	0.0	0.0	0.0	0.0	0.0	0.0	0.0	0.0	0.0



REPORT NUMBER: P152779
 CATALOG NUMBER: VWM-E02-LED-E1-SLL-7030

REPORT N
 CATALOG

CANDELA DISTRIBUTION (continued):

CANDELA

	275°	280°	285°	290°	295°	300°	305°	310°	315°	320°	325°	
0°	638.7	638.7	638.7	638.7	638.7	638.7	638.7	638.7	638.7	638.7	638.7	0°
2.5°	640.0	638.7	637.5	637.5	635.7	635.7	634.5	636.9	634.5	632.6	632.6	2.5°
5°	635.1	633.9	630.2	629.6	627.2	627.2	627.2	625.9	625.9	624.7	624.1	5°
7.5°	632.0	629.0	625.9	624.1	624.1	622.9	625.3	624.1	624.7	624.7	625.3	7.5°
10°	629.6	627.2	625.9	625.3	625.3	627.2	629.0	629.6	629.0	629.6	629.6	10°
12.5°	623.5	624.7	625.3	627.8	630.8	634.5	638.7	639.3	640.6	640.6	641.8	12.5°
15°	604.0	607.1	610.7	616.8	624.7	632.6	640.6	647.3	653.3	656.4	658.8	15°
17.5°	576.6	579.7	586.4	593.1	603.4	615.0	628.4	640.0	652.7	664.3	675.9	17.5°
20°	539.5	544.4	546.2	558.4	570.5	586.4	602.2	620.5	642.4	664.3	686.8	20°
22.5°	491.4	496.9	505.4	515.1	527.9	547.4	566.3	594.9	624.1	655.2	690.5	22.5°
25°	437.8	443.9	451.2	461.5	474.3	495.0	522.4	552.9	588.8	629.6	673.4	25°
27.5°	382.4	388.5	394.6	401.9	416.5	438.4	470.7	502.3	541.9	586.4	637.5	27.5°
30°	327.0	327.6	331.2	340.4	355.6	384.2	408.0	447.5	488.9	535.8	594.9	30°
32.5°	266.1	265.5	269.7	277.7	292.3	319.7	348.9	387.3	428.1	487.1	548.0	32.5°
35°	211.9	211.9	219.8	227.7	244.2	263.7	289.2	323.3	371.4	426.2	487.1	35°
37.5°	183.3	187.5	192.4	200.3	213.1	228.3	250.9	280.7	318.5	370.8	426.8	37.5°
40°	174.1	176.6	180.8	188.2	199.1	213.1	229.6	252.1	281.3	323.3	374.5	40°
42.5°	170.5	171.1	173.5	179.0	188.8	202.8	219.8	239.9	261.8	291.7	336.1	42.5°
45°	166.8	166.2	167.4	171.7	179.6	195.5	214.9	236.9	258.8	283.7	320.3	45°
47.5°	163.8	163.8	163.8	165.6	172.9	188.8	211.3	236.9	263.0	291.1	327.0	47.5°
50°	155.3	154.7	154.7	155.9	161.4	178.4	205.2	236.3	270.4	306.9	347.7	50°
52.5°	145.5	145.5	146.1	146.7	151.6	168.7	198.5	236.3	278.9	327.6	378.7	52.5°
55°	142.5	143.1	143.7	143.1	146.7	161.4	191.2	232.6	282.5	344.0	412.2	55°
57.5°	140.0	141.3	141.3	140.7	143.1	155.3	183.9	225.3	279.5	350.1	436.0	57.5°
60°	136.4	136.4	136.4	134.6	135.8	146.7	172.9	213.7	269.7	344.6	439.6	60°
62.5°	128.5	128.5	127.3	126.7	126.0	134.6	158.3	196.7	252.1	330.0	430.5	62.5°
63°	126.7	126.0	126.0	124.2	124.2	132.1	155.3	194.2	247.2	326.4	426.8	63°
65°	120.0	120.0	120.0	118.7	118.1	124.2	143.1	177.2	228.3	309.3	408.6	65°
67.5°	112.6	113.3	112.0	111.4	110.8	114.5	129.1	155.9	199.1	273.4	374.5	67.5°
70°	102.3	102.9	102.9	102.3	101.7	104.1	113.3	134.0	165.0	227.7	319.1	70°
72.5°	93.2	94.4	94.4	95.6	95.6	97.4	101.1	111.4	132.1	177.8	250.9	72.5°
75°	83.4	84.0	85.2	86.5	85.2	84.6	85.2	93.2	103.5	131.5	179.0	75°
77.5°	74.9	76.7	76.7	76.1	74.3	73.1	73.1	76.7	85.2	99.9	127.9	77.5°
80°	62.1	65.2	65.8	63.9	62.1	62.1	63.3	65.8	71.2	82.2	96.8	80°
82.5°	49.9	53.0	53.6	54.2	53.6	55.4	55.4	56.0	59.1	67.6	79.2	82.5°
85°	38.4	40.8	42.6	43.2	43.8	44.4	43.8	40.8	42.6	48.1	53.6	85°
87.5°	17.0	17.7	16.4	17.0	16.4	17.0	17.7	14.6	14.0	18.9	19.5	87.5°
90°	0.0	0.0	0.0	0.0	0.0	0.0	0.0	0.0	0.0	0.0	0.0	90°



NUMBER: P152779

NUMBER: VWM-E02-LED-E1-SLL-7030

DISTRIBUTION (continued):

330°	335°	340°	345°	350°	355°	360°
638.7	638.7	638.7	638.7	638.7	638.7	638.7
632.0	632.0	632.6	631.4	631.4	632.0	630.2
622.3	624.7	624.7	624.7	623.5	624.7	625.3
624.7	626.6	627.8	627.8	627.2	629.6	631.4
627.8	630.8	632.0	632.0	632.0	635.1	639.3
639.3	641.8	643.6	643.6	644.8	648.5	653.3
660.7	663.7	663.7	663.1	666.7	671.0	676.5
684.4	692.9	697.2	696.6	699.6	705.1	711.2
706.9	730.7	741.0	748.3	751.4	758.7	760.5
725.8	765.4	794.0	818.4	829.9	837.2	845.8
719.1	772.7	823.8	873.8	909.1	945.0	960.2
691.7	758.7	825.7	898.7	962.7	1026.6	1072.9
658.2	738.6	828.7	932.2	1033.3	1131.3	1209.3
619.9	719.7	835.4	963.3	1096.0	1224.5	1337.1
571.8	683.8	819.0	966.3	1122.8	1278.7	1424.8
510.9	635.1	780.6	944.4	1124.0	1302.4	1477.2
450.0	573.6	731.9	912.7	1108.2	1307.9	1510.1
407.4	518.8	682.6	872.6	1082.6	1299.4	1525.9
378.1	479.2	638.7	836.0	1055.2	1284.2	1528.3
375.7	462.2	610.1	809.2	1033.3	1270.8	1528.3
396.4	471.3	600.4	795.8	1024.2	1266.5	1529.6
435.4	507.8	618.0	806.2	1031.5	1272.0	1535.0
482.2	563.2	665.5	842.1	1062.5	1290.3	1547.2
524.9	627.2	746.5	911.5	1119.2	1336.5	1581.3
549.8	682.0	832.4	1008.9	1216.0	1428.5	1649.5
552.9	712.4	908.5	1114.9	1333.5	1533.8	1758.5
550.4	714.8	918.2	1135.0	1358.5	1560.0	1796.3
537.0	715.5	945.6	1205.6	1444.9	1670.2	1901.6
503.0	696.0	955.4	1261.0	1553.9	1815.1	2098.3
443.9	640.6	926.7	1262.3	1595.9	1896.1	2222.5
356.8	535.2	803.1	1148.4	1485.1	1816.3	2190.2
261.2	393.3	607.1	889.6	1211.7	1511.9	1876.0
173.5	254.5	409.2	633.9	868.9	1088.1	1350.5
119.3	157.7	239.3	381.2	531.6	638.1	860.4
87.7	104.1	132.7	194.8	255.7	314.8	449.4
54.8	59.7	66.4	96.2	137.6	185.7	280.1
14.6	15.2	14.0	18.9	29.8	28.6	31.7
0.0	0.0	0.0	0.0	0.0	0.0	0.0

(END OF REPORT)